

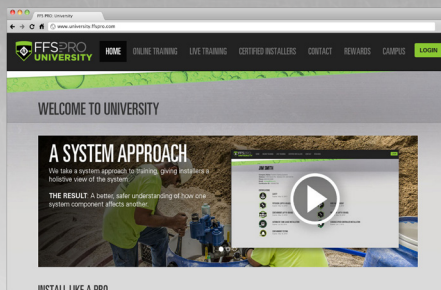


FFS PRO UNIVERSITY

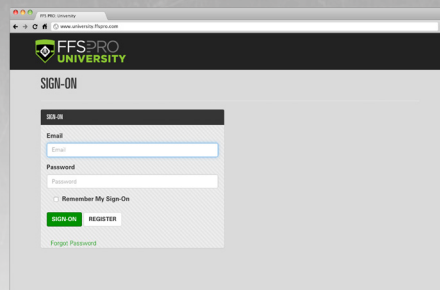
university.ffspro.com

CREATE AN ACCOUNT

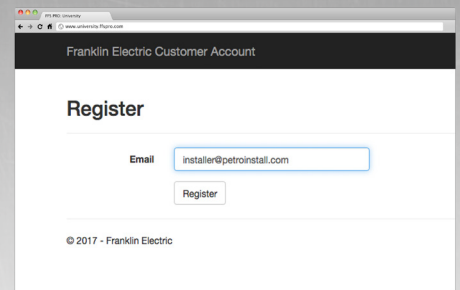
Use this guide to help you setup an FFS PRO: University account. You must have an account setup before any live training session. **You must have a valid email address to setup an account.**



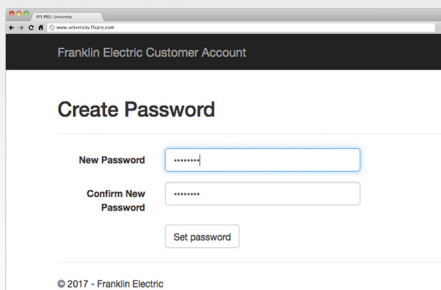
Go to **university.ffspro.com** and click **"LOGIN"** at the top-right corner.



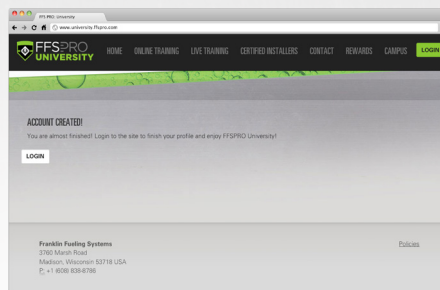
Click **"REGISTER"**.



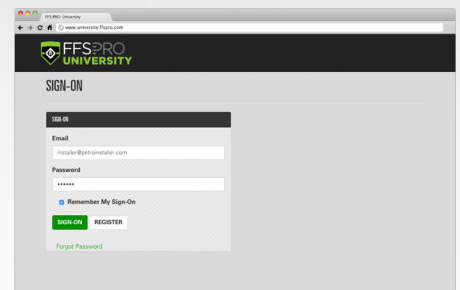
Enter your email address and click **"REGISTER"**.



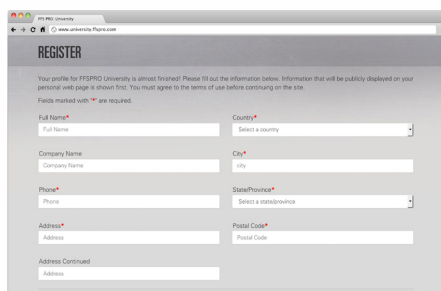
Enter a password (must be at least six characters) and click **"SET PASSWORD"**.



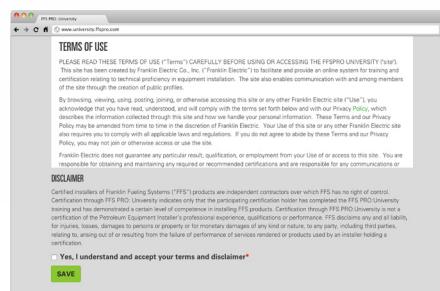
IMPORTANT: You must login after your account has been created to activate the account. Click **"LOGIN"** to activate the account.



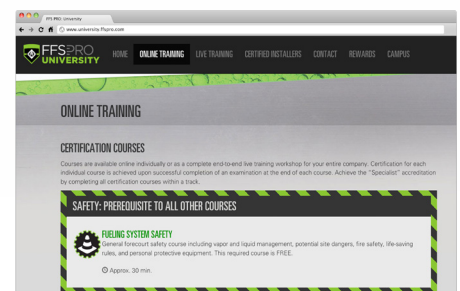
Enter your email address and password and click **"REGISTER"**.



Enter your information which will appear on your personal profile page.



Agree to the terms and disclaimer and click **"SAVE"**.



You have successfully created and activated your account.